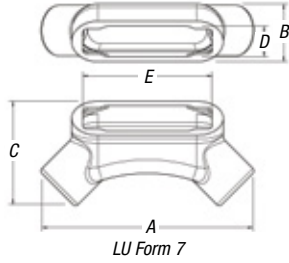


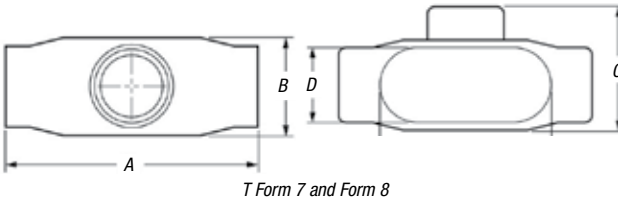
Conduit Bodies and Covers



LU® Form 7 BlueKote® Conduit Bodies



CAT. NO.	HUB SIZE	DIMENSIONS (IN.)					CU. IN.
		A	B	C	D	E	
LU17	½"	5.54	1.45	2.72	.95	3.20	4.8
LU27	¾"	6.22	1.70	3.07	1.15	3.80	7.6
LU37	1"	7.34	1.97	3.52	1.35	4.55	13.4
LU47	1¼"	8.40	2.47	4.21	1.80	5.00	23.0
LU57	1½"	8.95	2.72	4.44	2.05	5.45	28.3
LU67	2"	10.61	3.43	5.43	2.45	6.40	56.0



T Form 7 BlueKote® Conduit Bodies

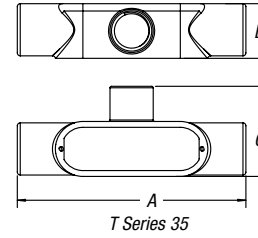


CAT. NO.	HUB SIZE	DIMENSIONS (IN.)					CU. IN.
		A	B	C	D	E	
T17	½"	5.60	1.80	2.35	.95	3.20	6.0
T27	¾"	6.20	2.00	2.60	1.15	3.80	9.1
T37	1"	7.35	2.30	3.10	1.35	4.55	16.9
T47	1¼"	7.30	2.30	3.05	1.80	5.00	19.3
T57	1½"	8.60	2.60	3.80	2.05	5.45	27.5
T67	2"	9.50	3.20	4.25	2.45	6.40	50.0
T77	2½"	12.10	3.65	5.80	3.60	8.40	102.0
T87	3"	12.10	4.40	5.80	3.60	8.40	132.0
T97	3½"	14.65	4.90	7.05	4.55	10.25	210.0
T107	4"	14.65	5.40	7.05	4.55	10.25	243.0

T Form 8 BlueKote® Conduit Bodies



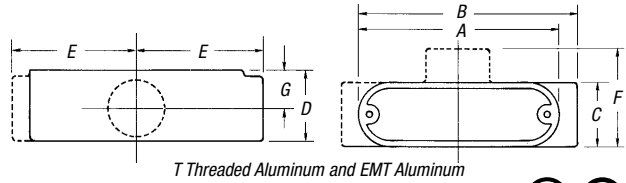
CAT. NO.	HUB SIZE	DIMENSIONS (IN.)					CU. IN.
		A	B	C	D	E	
T18	½"	5.69	7.75	2.16	1.00	3.31	6.0
T28	¾"	6.28	2.00	2.31	1.19	3.94	9.0
T38-TB	1"	7.31	2.25	2.63	1.38	4.56	15.0
T448	1¼"	8.50	2.63	3.16	1.75	5.31	24.0
T58	1½"	10.38	2.78	4.00	2.13	6.50	46.5
T68	2"	12.25	3.56	5.00	3.00	8.56	88.0
T78	2½"	15.63	4.44	6.69	4.25	10.88	110.0
T88-TB	3"	15.63	4.81	6.69	4.25	10.88	110.0



T Series 35 Conduit Bodies



CAT. NO.	HUB SIZE	DIMENSIONS (IN.)			CU. IN.
		A	B	C	
T50M	½"	5.38	2.05	1.34	6.0
T75M	¾"	6.00	2.25	1.50	9.5
T100M	1"	7.05	2.65	1.80	15
T125M	1¼"	9.00	2.75	2.60	33
T150M	1½"	9.00	3.50	2.60	36
T200M	2"	11.50	4.12	3.12	76
T250M	2½"	15.00	5.71	4.31	142
T300M	3"	15.12	5.87	4.31	173
T350M	3½"	18.13	6.81	5.19	292
T400M	4"	18.13	7.15	5.56	324



T Threaded Aluminum Conduit Bodies



CAT. NO.	HUB SIZE	DIMENSIONS (IN.)							CU. IN.
		A	B	C	D	E	F	G	
AT1	½"	3.88	4.38	1.33	1.38	2.41	2.06	.81	4.3
AT2	¾"	3.63	5.13	1.53	1.63	2.78	2.59	.94	7.3
AT3	1"	5.38	5.94	1.75	1.88	3.25	2.63	1.00	11.8
AT4	1¼"	7.25	7.88	2.50	2.50	4.19	3.53	1.38	32.0
AT5	1½"	7.25	7.88	2.50	2.75	4.19	3.53	1.50	32.0
AT6	2"	9.50	10.19	3.13	3.56	5.41	4.00	1.97	69.5
AT7	2½"	12.25	13.00	4.50	4.50	6.88	5.78	2.44	190.0
AT8	3"	12.25	13.00	4.50	4.50	6.88	5.78	2.44	190.0
AT9	3½"	15.00	16.31	5.50	5.56	8.81	6.81	3.00	366.0
AT10	4"	15.00	16.31	5.50	5.56	8.81	6.81	3.00	366.0

T EMT Aluminum Conduit Bodies



CAT. NO.	HUB SIZE	DIMENSIONS (IN.)							CU. IN.
		A	B	C	D	E	F	G	
BT1	½"	3.88	4.38	1.33	1.38	2.41	2.06	.81	4.3
BT2	¾"	4.63	5.13	1.53	1.63	2.78	2.59	.94	7.3
BT3	1"	5.38	5.94	1.75	1.88	3.25	2.63	1.00	11.8
BT4	1¼"	7.25	7.88	2.50	2.50	4.19	3.53	1.38	32.0
BT5	1½"	7.25	7.88	2.50	2.75	4.19	3.53	1.50	32.0
BT6	2"	9.50	10.19	3.13	3.56	5.41	4.00	1.97	69.5